

Landuse Management System

**Land Purchase Permission under Z-A
LR Act 154**

**Landuse Change Permission under Z-
A LR Act 143 144**

A Web Application

By

**National Informatics Centre
Uttarakhand State Unit, Dehradun.**

For

Board of Revenue

Of Uttarakhand

CHAPTER-1.

Introduction

User Manual of Landuse Purchase/Change Permission under Z-A and LR Act is an internal document of NIC. No part of this document shall be reproduced without the prior permission of Board of Revenue, NIC Dehradun Uttarakhand.

1. Document:

The Landuse Management System User Manual has details of Landuse Purchase/Change permission Acts Under Z-A & LR. Landuse Management software developed for the Computerization of Landuse Purchase/change Permission under Z-A & LR Acts in Uttarakhand.

1.1 Intended Audience

Landuse Management System s/w will be implemented at all the Districts of Uttarakhand. Landuse Management System User manual will be used by the following.

- **Land Revenue System Administrator** – BOR, DM, SDM, Tehsildar and Naib Tehsildar, who are the District level authorities for land record.
- **Land Revenue Supervisors** – Registrar Kanoongos, Lekhpal, who are subordinate officers at tehsil level and are responsible for the land Permission.
- **Users** – Applicant who apply for Land Permission under 143, 144 and 154 Acts.
- **NIC Administrators** – who are responsible for the implementation of Land Permission Acts.
- **On site trainers** – Trainers deputed by the Board of Revenue, Uttarakhand, who are responsible for the onsite training to all.

Scope

This document will cover all the tehsils, districts of Uttarakhand. This will guide the users at tehsils and districts for the smooth functioning of the software. It will help the NIC officers to implement the software in their district. This will help the revenue officials to manage and operate the land permission Acts software in their tehsils and districts. This is the only document to guide the staff at remote places like tehsils and districts.

Purpose

The purpose of this document is to describe the operations and functioning of the Land Permission Acts web application. This will describe all the operations related to Landuse Purchase/change Permission under Z-A and LR Acts.

Operating Environment

- Landuse Management System web application has been developed using **JAVA Server Faces** (MVC architecture) Framework as front-end and PostgreSQL as the backend. It is published on Apache Tomcat Server. The operating environment details are given as below-
 - Operating System – Windows-7/Linux
 - Users Board of Revenue / District Revenue Officials / Tehsil Level Officials / Applicants
 - Administration Board of Revenue/DM/SDM and Tehsildars
 - Support District level NIC Officers

System Requirements

Hardware -

- Pentium Core i3 Processor
- RAM 4 GB
- HDD 1 TB
- Digital Signature
- Networking Infrastructure

Software -

- Windows 7/8/Linux
- Web Browsers with Java
- Anti Virus
- PostgreSQL

Software Architecture - Brief Overview of Model View Controller

- **Model View Controller** or MVC as it is popularly called, is a software design pattern for developing web applications. A Model View Controller pattern is made up of the following three parts:
- **Model** - The lowest level of the pattern which is responsible for maintaining data.
- **View** - This is responsible for displaying all or a portion of the data to the user.
- **Controller** - Software Code that controls the interactions between the Model and View.
- MVC is popular as it isolates the application logic from the user interface layer and supports separation of concerns. Here the Controller receives all requests for the application and then works with the Model to prepare any data needed by the View. The View then uses the data prepared by the Controller to generate a final presentable response. The MVC abstraction can be graphically represented as follows.

The model

The model is responsible for managing the data of the application. It responds to the request from the view and it also responds to instructions from the controller to update itself.

The view

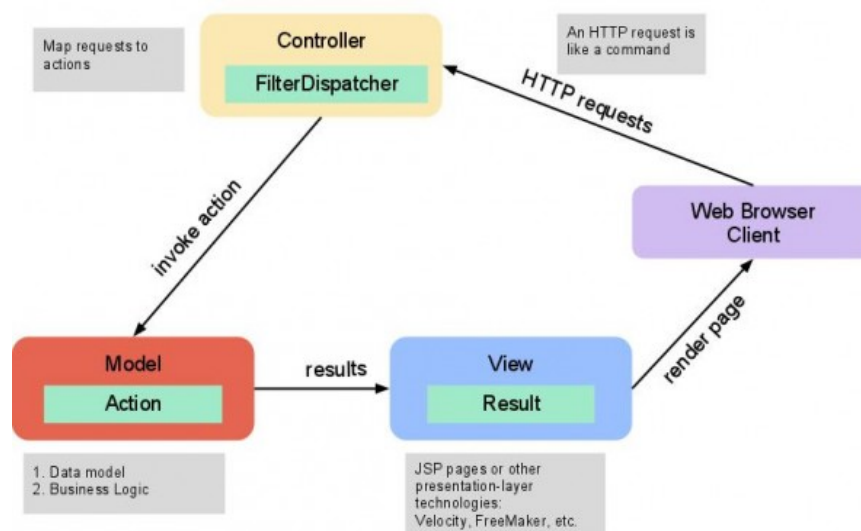
A presentation of data in a particular format, triggered by a controller's decision to present the data. They are script based templating systems like JSP, ASP, PHP and very easy to integrate with AJAX technology.

The controller

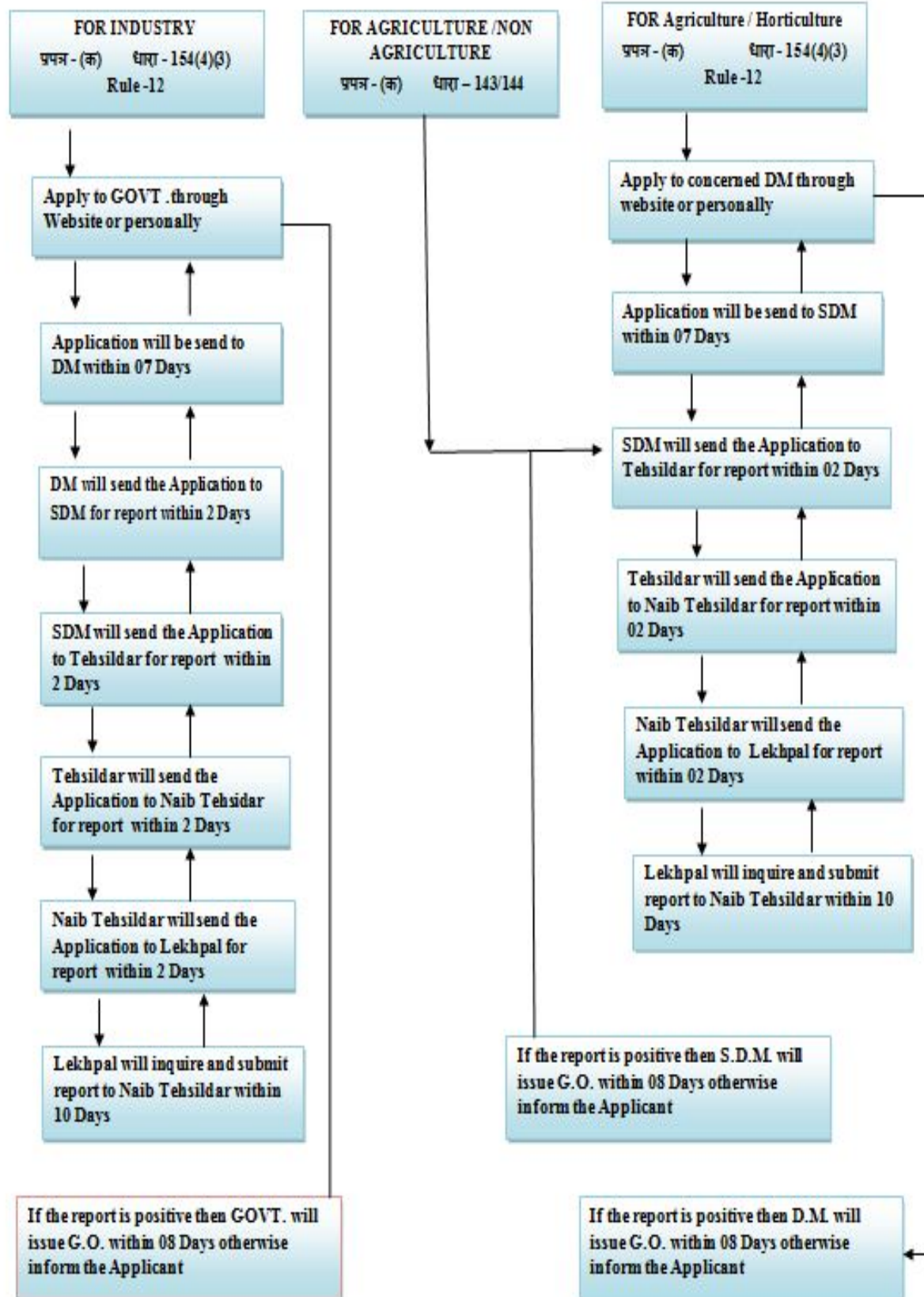
The controller is responsible for responding to user input and performs interactions on the data model objects. The controller receives the input; it validates the input and then performs the business operation that modifies the state of the data model.

MVC ARCHITECTURE

Interactions among each MVC module



Land Purchase/Change Permission workflow



Landuse Purchase/Change Permission Acts User Details

- **Board User** - User for Board of Revenue (BOR) Uttarakhand is used for creating District level users.

Board of Revenue

Hello, BORadmin
ऑनलाइन

डैशबोर्ड

उपयोगकर्ता

डैशबोर्ड

Enter the New User Details

First Name	<input type="text" value="Please Enter your first name"/>
Last Name	<input type="text" value="Please Enter the last name"/>
Email-id	<input type="text" value="Please Enter the EmailID"/>
Mobile Number	<input type="text" value="Please Enter the Mobile Number"/>
User Type	<input type="text" value="Select One"/>
District	<input type="text" value="Select One"/>
Sub Division	<input type="text" value="Select One"/>
Tehsil	<input type="text" value="Select One"/>
Term	<input type="text"/>
LoginID	<input type="text" value="Please Enter Alphanumeric Characters Only"/>

REVENUE SECRETARY-

This user has responsibilities of forwarding Applicant's Applications to DM for verifying applicant details and final approving and disapproving of land Purchase permission under 154 Acts for Industry depends on DM final approval report.

The screenshot displays the 'Board of Revenue' dashboard. On the left is a dark sidebar with the following elements: a profile icon and 'Hello, testrs' with 'ऑनलाइन' (Online) status; a 'डैशबोर्ड' (Dashboard) icon; 'आवेदन' (Applications) with a left arrow; and 'उपयोगकर्ता' (Users) with a left arrow. The main content area features three status cards, each with a '0' and an 'और जानकारी' (More Information) link:

- नए आवेदन** (New Applications) - Blue card with a plus icon.
- डीएम पर लंबित** (Pending with DM) - Green card with an exclamation mark icon.
- अंतिम स्वीकृति** (Final Approval) - Orange card with an information icon.

A 'Calendar' widget is positioned in the bottom right, showing 'May 2017' with the 11th highlighted. The calendar grid is as follows:

Su	Mo	Tu	We	Th	Fr	Sa
	1	2	3	4	5	6
7	8	9	10	11	12	13
14	15	16	17	18	19	20
21	22	23	24	25	26	27
28	29	30	31			

At the bottom of the page, the footer reads: 'Site Design and Hosted by Uttarakhand © Official website of PERMISSION UNDER SECTION 154 ZA AND LR ACT'.

DM User-

This user has responsibilities of forwarding Applicant's Applications to SDM for verifying applicant details of land permission under 154 Acts for Horticulture and final approving and disapproving of land purchase permission under 154 Acts for Horticulture depends on SDM final approval report.

The screenshot displays the user interface for a Board of Revenue user. On the left is a dark sidebar with the following elements:

- Header: "Board of Revenue" with a hamburger menu icon.
- User Profile: "Hello, testdm" with a green "ऑनलाइन" (Online) status indicator.
- Navigation Menu:
 - Dashboard (दशबोर्ड)
 - Applications (आवेदन)
 - Users (उपयोगकर्ता)

The main content area features three summary cards:

- New Applications (नए आवेदन):** 0, with a plus icon and "और जानकारी" (More info) link.
- Applications on File (एसडीएम पर लंबित):** 0, with a plus icon and "और जानकारी" (More info) link.
- Final Approvals (अंतिम स्वीकृति):** 0, with an information icon and "और जानकारी" (More info) link.

A calendar widget is positioned in the bottom right, showing "May 2017" with the 11th of the month highlighted.

At the bottom of the page, the footer text reads: "Site Design and Hosted by **NIC** Uttarakhand © Official website of PERMISSION UNDER SECTION 154 ZA AND LR ACT".

SDM User –

This user has responsibilities of forwarding Applicant's Applications to Tehsildar for verifying applicant details of land purchase permission under 154 Acts for Horticulture and Industry, 144 Act for Non Agriculture and 143 Act for Agriculture and final approving and disapproving of landuse change permission under 144,143 Acts for Agriculture and non agriculture depends on Tehsildar final approval report.

Board of Revenue

Hello, testsdm
ऑनलाइन

डैशबोर्ड
आवेदन
उपयोगकर्ता

0 नए आवेदन और जानकारी

0 तहसीलदार पर लंबित और जानकारी

0 अंतिम स्वीकृति और जानकारी

Calendar
May 2017

Su	Mo	Tu	We	Th	Fr	Sa
	1	2	3	4	5	6
7	8	9	10	11	12	13
14	15	16	17	18	19	20
21	22	23	24	25	26	27
28	29	30	31			

Site Design and Hosted by NITC Uttarakhand © Official website of PERMISSION UNDER SECTION 143 ZA AND LR ACT

Tehsildar User –

This user has responsibilities of forwarding Applicant's Applications to Naib Tehsildar for verifying applicant details of land purchase permission under 154 Acts for Horticulture and Industry, landuse change permission under 144 Act for Non Agriculture and 143 Act for Agriculture, forwarding final approval report to SDM and send Approved Applications to registrar Kanoongo for records .

The screenshot displays the user interface for a Tehsildar user on the Board of Revenue portal. The interface is in Hindi and features a dark sidebar on the left with navigation options: 'डैशबोर्ड' (Dashboard), 'आवेदन' (Applications), and 'उपयोगकर्ता' (Users). The main content area shows three summary cards: 'अनुमोदित आवेदन' (Approved Applications) with a checkmark icon, 'लंबित आवेदन' (Pending Applications) with an information icon, and 'अंतिम स्वीकृति' (Final Approval) with a refresh icon. Each card displays a count of '0' and a 'More info' link. A calendar widget is visible in the bottom right corner, showing the month of May 2017 with the 11th highlighted. The footer contains the text: 'Site Design and Hosted by Uttarakhand © PERMISSION UNDER SECTION 143 ZA AND LRACT'.

NaibTehsildar User –

This user has responsibilities of forwarding Applicant's Applications to registrar Kanoongo for verifying applicant details of land purchase permission under 154 Acts for Horticulture and Industry, landuse change permission under 144 Act for Non Agriculture and 143 Act for Agriculture, forwarding final approval report to Tehsildar for further action.

The screenshot displays the user interface for a NaibTehsildar user. The header includes the 'Board of Revenue' logo, a user profile for 'testnbtd', and a navigation menu with options like 'डैशबोर्ड', 'आवेदन', and 'उपयोगकर्ता'. The main content area features two summary cards: 'लंबित आवेदन' (0) and 'अंतिम स्वीकृति' (0). A calendar widget shows the date May 11, 2017. The footer contains the text: 'Site Design and Hosted by NIC Uttarakhand © PERMISSION UNDER SECTION 143 ZA AND LR ACT'.

Board of Revenue

Hello, testnbtd
ऑनलाइन

डैशबोर्ड

आवेदन

उपयोगकर्ता

0
लंबित आवेदन
More info

0
अंतिम स्वीकृति
More info

Calendar
May 2017

Su	Mo	Tu	We	Th	Fr	Sa
	1	2	3	4	5	6
7	8	9	10	11	12	13
14	15	16	17	18	19	20
21	22	23	24	25	26	27
28	29	30	31			

Site Design and Hosted by NIC Uttarakhand © PERMISSION UNDER SECTION 143 ZA AND LR ACT

Registrar Kanoongo User –

This user has responsibilities of forwarding Applicant's Applications to Lekhpal for verifying applicant details of land purchase permission under 154 Acts for Horticulture and Industry, landuse change permission under 144 Act for Non Agriculture and 143 Act for Agriculture, forwarding final approval report to Naib Tehsildar for further action and also maintaining the records of Approved Applications of landuse change permission under Z-A & LR under 143,144 Acts

Board of Revenue

Hello, testrs
ऑनलाइन

डैशबोर्ड

आवेदन

उपयोगकर्ता

0 नए आवेदन और जानकारी

0 डीएम पर लंबित और जानकारी

0 अंतिम स्वीकृति और जानकारी

Calendar

May 2017

Su	Mo	Tu	We	Th	Fr	Sa
	1	2	3	4	5	6
7	8	9	10	11	12	13
14	15	16	17	18	19	20
21	22	23	24	25	26	27
28	29	30	31			

Site Design and Hosted by **NIC Uttarakhand** | © Official website of PERMISSION UNDER SECTION 154 ZA AND LR ACT

Lekhpal User –

This user has responsibilities of forwarding Applicant's Applications to Registrar Kanoongo after verifying applicant details of land purchase permission under 154 Acts for Horticulture and Industry, landuse change permission under 144 Act for Non Agriculture and 143 Act for Agriculture, and uploading required documents related to land.

The screenshot displays the user interface for a Lekhpal user on the Board of Revenue portal. The interface is divided into several sections:

- Header:** The top left corner features the "Board of Revenue" logo. The top right corner shows the user's name "testle" with a dropdown arrow.
- Left Sidebar:** A dark sidebar contains the user's profile information: "Hello, testle" and "ऑनलाइन". Below this are navigation options: "डैशबोर्ड", "आवेदन", and "उपयोगकर्ता".
- Main Content Area:** Two large cards are displayed. The first card, in blue, shows "0 लंबित आवेदन" (0 Pending Applications) with a "More info" link. The second card, in green, shows "0 प्रसंस्कृत आवेदन" (0 Processed Applications) with a "More info" link and a share icon.
- Calendar:** A calendar widget for May 2017 is positioned in the bottom right, with the 11th of May highlighted.

Site Design and Hosted by Uttarakhand © PERMISSION UNDER SECTION 143 ZA AND LR ACT

SRO User –

This user has responsibilities of maintains Applications records after final approval of landuse change permission under 144 and 143 Acts.

The screenshot displays a web application interface for an SRO user. On the left is a dark sidebar with the following elements:

- User profile: Hello, testsro, ऑनलाइन (Online)
- Dashboard (डैशबोर्ड)
- Applications (आवेदन) with a dropdown menu containing 'देखें और डाउनलोड' (View and Download)
- Users (उपयोगकर्ता) with a dropdown menu containing 'पासवर्ड बदलें' (Change Password)

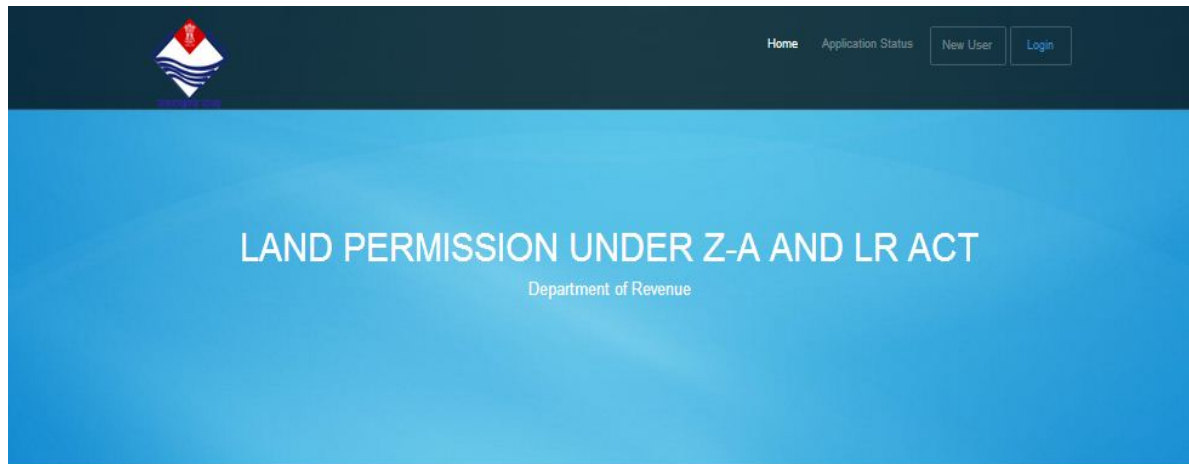
The main content area features a blue card with the text '0 अनुमोदित आवेदन' (0 Approved Applications) and a '+ और जानकारी' (More Information) link. A calendar widget for May 2017 is positioned on the right, showing the 11th as the current date.

Site Design and Hosted by **NIC** Uttarakhand © Official website of PERMISSION UNDER SECTION 154 ZA AND LR ACT

CHAPTER-2.

BOR Login Procedure

As soon as we open the Land Permission Acts Web Application, We see the following screen.



After the creation of the new state, the organization of Chief Revenue Commissioner was established in the revenue department. On May 11th, 2012, to make this organization more efficient and dynamic, Board Of Revenue was created in place of the organization of Chief Revenue Commissioner. The Chairman, Board Of Revenue works as the H.O.D. for the personnel's of revenue department e.g. Revenue Sub Inspector / Lekhapal, Revenue Inspector, Registrar Kanoongo, Ministerial staff, Collection staff, Administrative officers/Senior Administrative officers from Tehsils and districts, Naib tehsildar and Tehsildar. The Board Of Revenue is the highest judicial body of the revenue department. It's headquarter is situated in Dehradun, the state capital. There are two circuit courts under the Board. One is held in Pauri and another in Nainital. Hearing of the cases from hill districts of Garhwal division, is conducted in circuit court Pauri while the cases from Kumaun division, are disposed of in the circuit court Nainital. Revenue cases from districts Dehradun and Haridwar are dealt with at the headquarter.

[Learn more »](#)

To login click on the “Login” link. Now we get the following screens depending upon the User.

साइन इन करें

अपने खाते में साइन इन करें

प्रयोक्ता नाम / ईमेल *

अपना उपयोगकर्ता नाम या email@mail.com

पासवर्ड *

कृपया पासवर्ड दर्ज करें

QZi08

दिए गए पाठ दर्ज करें

पासवर्ड भूल गए ?

साइन इन करें

BOR Home Page:

Board of Revenue

Hello, BORadmin

ऑनलाइन

डैशबोर्ड

उपयोगकर्ता

- उपयोगकर्ता बनाएं
- निर्मित उपयोगकर्ता देखें
- उपयोगकर्ता निष्क्रिय / सक्रिय करें
- पासवर्ड बदलें

0 आवेदन और जानकारी

4 आवेदको पंजीकृत और जानकारी

9 पंजीकृत अधिकारी और जानकारी

Calendar

May 2017

Su	Mo	Tu	We	Th	Fr	Sa
	1	2	3	4	5	6
7	8	9	10	11	12	13
14	15	16	17	18	19	20
21	22	23	24	25	26	27
28	29	30	31			

Create User Masters:

Board of Revenue

Hello, BORadmin
● ऑनलाइन

डैशबोर्ड

उपयोगकर्ता

- उपयोगकर्ता बनाएं
- नियमित उपयोगकर्ता देखें
- उपयोगकर्ता निष्क्रिय / सक्रिय करें
- पासवर्ड बदलें

डैशबोर्ड

Enter the New User Details

First Name	<input type="text" value="Please Enter your first name"/>
Last Name	<input type="text" value="Please Enter the last name"/>
Email-id	<input type="text" value="Please Enter the EmailID"/>
Mobile Number	<input type="text" value="Please Enter the Mobile Number"/>
User Type	<input type="text" value="Select One"/>
District	<input type="text" value="Select One"/>
Sub Division	<input type="text" value="Select One"/>
Tehsil	<input type="text" value="Select One"/>
Term	<input type="text"/>
LoginID	<input type="text" value="Please Enter Alphanumeric Characters Only"/>

Active User –

The screenshot shows a web application interface for the Board of Revenue. The user is logged in as BORAdmin. The dashboard displays a table titled "View User Details" with the following data:

S.No.	Name	Login ID	Email ID	User Type	Status
1	ravinder pathani	ravipathani	pathani.myid@gmail.com	APPLICANT	Active
2	Test DM	testdm2	testdm@gmail.com	DM	Active
3	test rs	testrs	testrs@gmail.com	REVENUE SECRETARY	Active

Below the table, there is a button labeled "Dehradun".

Activate/Deactivate User –

The screenshot shows the "Deactivate and Activate Users" interface. It features a table with the following data:

<input type="checkbox"/>	User Login Id	User Name	User Type	Area Type	Area Name	Status
<input type="checkbox"/>	ravipathani	ravinder pathani	APPLICANT	Not Applicable	Not Applicable	Active
<input checked="" type="checkbox"/>	testdm2	Test DM	DM	District	Dehradun	Active
<input type="checkbox"/>	testrs	test rs	REVENUE SECRETARY	District	Dehradun	Active

At the bottom of the table, there are two buttons: "Deactivate" and "Activate".

Site Design and Hosted by NIC Uttarakhand

Registered Officers

The screenshot shows a web browser window with two tabs labeled "PERMISSION UNDER SECT...". The address bar displays the URL: 10.129.11.67:8080/landuse/BOR/reportsTehsildar.xhtml?javafx.faces.Token=1491374363806. The page title is "Board of Revenue". The user is logged in as "BORAdmin" and is viewing the "Dashboard" (डैशबोर्ड). The main content area displays a table titled "View User Details" with the following data:

S.No.	Name	Login ID	Email ID	User Type	Status
1	Test DM	testdm2	testdm@gmail.com	DM	Active
2	test rs	testrs	testrs@gmail.com	REVENUE SECRETARY	Active

The Windows taskbar at the bottom shows the system time as 12:14 PM on 4/5/2017.

Registered Applicants -

The screenshot shows a web browser window with two tabs labeled "PERMISSION UNDER SECT...". The address bar displays the URL: 10.129.11.67:8080/landuse/BOR/reportsapplicants.xhtml?javafx.faces.Token=1491374363806. The page title is "Board of Revenue". The user is logged in as "BORAdmin" and is viewing the "Dashboard" (डैशबोर्ड). The main content area displays a table titled "View User Details" with the following data:

S.No.	Name	Login ID	Email ID	User Type	Status
1	ravinder pathani	ravipathani	pathani.myid@gmail.com	APPLICANT	Active

The Windows taskbar at the bottom shows the system time as 12:14 PM on 4/5/2017.

CHAPTER-3.

DM Login Procedure

Various Operations which can be done by DM are discussed in this section.

- new application
- Pending at SDM level
- Final Approval

Home Page:

The screenshot displays the home page of the DM Login Procedure system. The browser address bar shows the URL: 10.129.11.67:8080/landuse/DM_PAGES/Control_page.xhtml?javafx.Token=1491374930433. The page features a dark sidebar on the left with a user profile for 'Hello, testdm' and a menu with options like 'डैशबोर्ड', 'आवेदन', and 'उपयोगकर्ता'. The main content area contains three large cards: a blue card for 'नए आवेदन' (New Applications) with a count of 1, a green card for 'एसडीएम में लंबित' (Pending at SDM level) with a count of 1, and an orange card for 'अंतिम स्वीकृति' (Final Approval) with a count of 0. A calendar widget for April 2017 is positioned on the right. The footer indicates the site is designed and hosted by NIC Uttarakhand.

New application

PERMISSION UNDER SECTI... x PERMISSION UNDER SECTI... x +

10.129.11.67:8080/landuse/DM_PAGES/applicationapproval.xhtml?javafx.faces.Token=1491374930433

Hello, testdm
अनिलसुन

डैशबोर्ड

डैशबोर्ड
आवेदन
उपयोगकर्ता

S.No.	Application Type	Applica
1	154	DEH0041798

Order Information

Application type : 154 - APPLICANT
Application Number : DEH0041798706
Email id : pathani.myid@gmail.com
Application Date : 2017-04-03 16:04:03.537
District : Dehradun
Tehsil : DEHRADUN
Village : dun
Pargana : un
Khata Number : 102
Khasra Number : 124
Total Area : 145.0 hectare
Conversion Area : 100.0 hectare
Action :
Remark :

Applicant Address :
abc road , nic , Dehradun , dehradun , 248008

12:23 PM
4/5/2017

Pending at the SDM level

PERMISSION UNDER SECTI... x PERMISSION UNDER SECTI... x +

10.129.11.67:8080/landuse/DM_PAGES/orderreportSDMpending.xhtml?javafx.faces.Token=1491374930433

Hello, testdm
अनिलसुन

डैशबोर्ड

डैशबोर्ड
आवेदन
उपयोगकर्ता

S.No.	Application Number	Applicatio
1	DEH0044353582	2017-04-03 16:02:29.953

Order Information

Application Number : DEH0044353582
Application type : 143
Application Date : 2017-04-03 16:02:29.953
District : Dehradun
Tehsil : DEHRADUN
Village : dun
Pargana : dun
Khata Number : 102
Khasra Number : 120
Total Area : 123.0 hectare
Conversion Area : 100.0 Hectare
Status : FORWARDED TO SDM
Remark : The Application is pending at SDM counter for further Action. (2017-04-03)

[View Uploaded Photograph](#)

Applicant Address :
abc road , nic , Dehradun , dehradun , 248008

12:24 PM
4/5/2017

Final Approval

Board of Revenue

Hello, testdm
अनिलसुन

डैशबोर्ड

मूखपृष्ठ testdm

PERMISSION UNDER SECTI... x +

localhost:8080/landusedemo/DM_PAGES/SDMApproval.xhtml?javax.faces.Token=1491805075008

Search

Order Information

Application Number :DEH0044486723

Email_id : pathanimyid@gmail.com

Application Date : 2017-04-10 11:05:08.154

District : Dehradun

Tehsil : DEHRADUN

Village : ddn

Pargana : ddn

Khata Number : 105

Khasra Number : 103

Total Area : 1006.0 hectare

Conversion Area : 1000.0 hectare

Status : SELECT ONE

Remark : SELECT ONE
APPROVED
DISAPPROVED

[View Uploaded Photograph](#)

Applicant Address :
abc road , nic , Dehradun , dehradun , 245110

S.No.

1

Remark from SDM

approved

11:48 AM
4/10/2017

CHAPTER-4.

REVENUE SECRETARY Login Procedure

Various Operations which can be done by DM are discussed in this section.

- New Applications
- Pending at DM level
- Final Approval

Revenue Secretary Home Page:

The screenshot shows the Revenue Secretary Home Page. The browser address bar indicates the URL: `10.129.11.67:8080/landuse/REV_SEC/Control_page.xhtml?javax.faces.Token=1491373895425`. The page features a dark sidebar on the left with the following menu items:

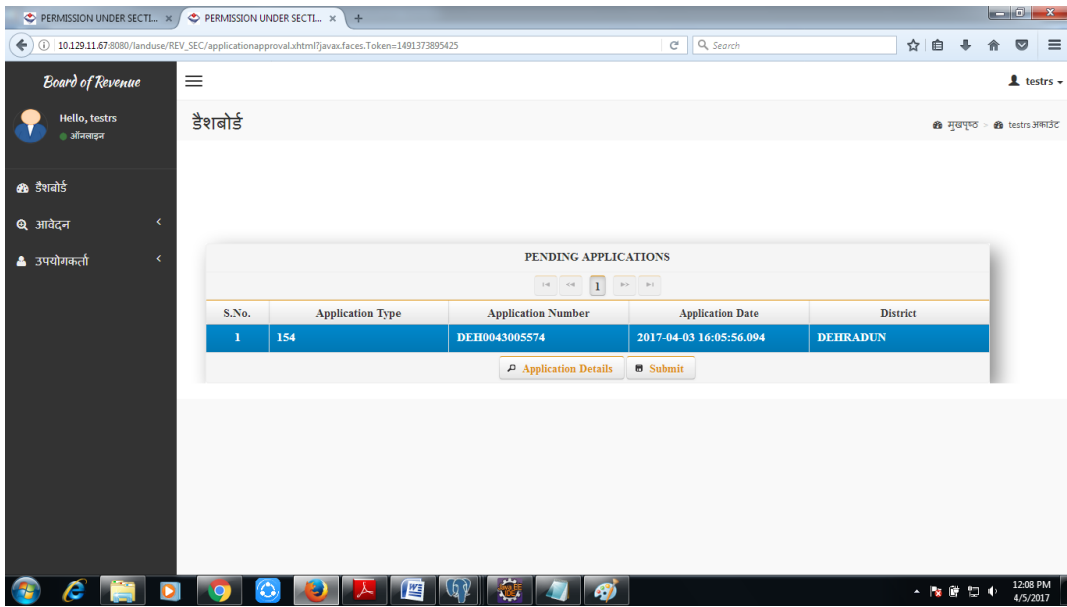
- Board of Revenue
- Hello, testrs (ऑनलाइन)
- डैशबोर्ड
- आवेदन
 - लंबित आवेदन
 - अंतिम स्वीकृति।
 - आवेदन इतिहास
 - देखें और डाउनलोड
- उपयोगकर्ता
 - पासवर्ड बदलें

The main content area displays three cards:

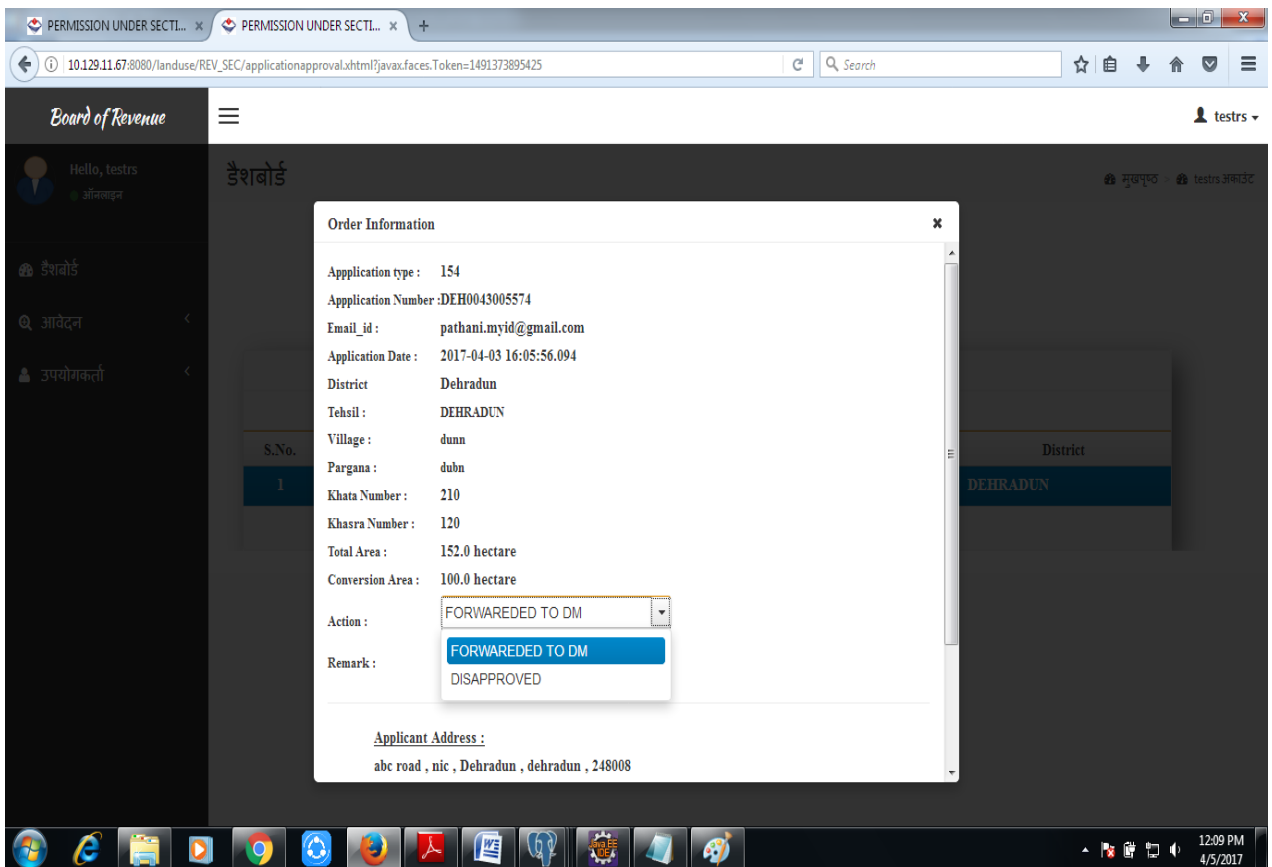
- नए आवेदन** (New Applications): 1, और जानकारी (and information)
- डीएम पर लंबित** (Pending at DM level): 1, और जानकारी (and information)
- अंतिम स्वीकृति** (Final Approval): 0, और जानकारी (and information)

A calendar widget shows the month of April 2017, with the 5th highlighted. The footer text reads: "Site Design and Hosted by NITC Uttarakhand © Official website of PERMISSION UNDER SECTION 154 ZA AND LR ACT". The system tray at the bottom shows the time as 12:07 PM on 4/5/2017.

New Applications



Pending at DM level



Final Approval

The screenshot shows a web browser window with two tabs titled 'PERMISSION UNDER SECTI...'. The address bar contains the URL: 10.129.11.67:8080/landuse/REV_SEC/applicationapproval.xhtml?javax.faces.Token=1491373895425. The page header includes the 'Board of Revenue' logo, a user profile for 'testrs', and a navigation menu with options like 'डैशबोर्ड', 'आवेदन', and 'उपयोगकर्ता'. The main content area is titled 'डैशबोर्ड' and features a 'PENDING APPLICATIONS' table. The table has five columns: S.No., Application Type, Application Number, Application Date, and District. A single row is visible with the following data: S.No. 1, Application Type 154, Application Number DEH0043005574, Application Date 2017-04-03 16:05:56.094, and District DEHRADUN. Below the table are buttons for 'Application Details' and 'Submit'. The Windows taskbar at the bottom shows the time as 12:08 PM on 4/5/2017.

S.No.	Application Type	Application Number	Application Date	District
1	154	DEH0043005574	2017-04-03 16:05:56.094	DEHRADUN

CHAPTER-5.

SDM Login Procedure

Various Operations which can be done by SDM are discussed in this section.

- New Applications
- Pending at Tehsildar level
- Final Approval

SDM Home Page:

The screenshot displays the SDM Home Page interface. The browser address bar shows the URL: `10.129.11.67:8080/landuse/SDM_PAGES/Control_page.xhtml?javafx.Token=1491378254726`. The page features a dark sidebar on the left with the following menu items:

- Board of Revenue
- Hello, testsdm
- ऑनलाइन
- डैशबोर्ड
- आवेदन
 - आवेदन जमा करें (SUMOTO)
 - लंबित आवेदन
 - अंतिम स्वीकृति
 - आवेदन इतिहास
 - देखें और डाउनलोड
- उपयोगकर्ता
 - पासवर्ड बदलें

The main content area contains three large cards:

- 2 नए आवेदन** (New Applications) - और जानकारी
- 0 तहसीलदार पर लंबित** (Pending at Tehsildar level) - और जानकारी
- 0 अंतिम स्वीकृति** (Final Approval) - और जानकारी

A calendar widget for April 2017 is visible in the bottom right corner. The footer text reads: "Site Design and Hosted by NIC Uttarakhand | © Official website of PERMISSION UNDER SECTION 143 ZA AND LR ACT". The system tray at the bottom shows the time as 1:18 PM on 4/5/2017.

New Applications

The screenshot shows the 'Board of Revenue' web application interface. The main content area displays a table of applications. An 'Order Information' modal window is open, showing details for a specific application.

S.No.	Application Type	Application Number	Application Date
1	143	DEH0047535451	2017-04-05 15:06:55.369
2	143	DEH0047752137	2017-04-05 15:06:55.369
3	154	DEH0043005574	2017-04-05 15:06:55.369
4	154	DEH0041798706	2017-04-05 15:06:55.369

Order Information

Application type : -
 Application Number : DEH0047535451
 Email_id : test.sdm@gmail.com
 Application Date : 2017-04-05 15:06:55.369
 District : Dehradun
 Tehsil : DEHRADUN
 Village : sada
 Fargana : asaa
 Khata Number : 121
 Khasra Number : 122
 Total Area : 123.0 hectare
 Conversion Area : 100.0 hectare
 Status : APPROVED
 Remark : Enter the Remark

[View Uploaded Photograph](#)

Pending at Tehsildar level

The screenshot shows the 'Board of Revenue' web application interface. The main content area displays a table of applications pending at the Tehsildar level. A blue notification bar indicates that 2 rows are selected.

2 Rows Selected

S.No.	Application Type	Application Number	Application Date	Sub Division	Status
1	143	DEH0044353582	2017-04-03 16:02:29.953	DEHRADUN	FORWARDED TO TEHSILDAR
2	143	DEH0043956646	2017-04-05 13:02:47.02	DEHRADUN	FORWARDED TO TEHSILDAR

[Application Details](#)

Final Approval

PERMISSION UNDER SECTI... x +

localhost:8080/landusedemo/SDM_PAGES/tehsildarapproval.xhtml?javafx.faces.Token=1491804549638

Board of Revenue

Hello, testsdm

डैशबोर्ड

testsdm

Order Information

Application type : -

Application Number : DEH0044486723

Email_id : pathanimyid@gmail.com

Application Date : 2017-04-10 11:05:08.154

District : Dehradun

Tehsil : DEHRADUN

Village : ddn

Pargana : ddn

Khata Number : 105

Khasra Number : 103

Total Area : 1006.0 hectare

Conversion Area : 1000.0 hectare

Status : SELECT ONE

Remark : SELECT ONE

AT DM FOR APPROVAL

DISAPPROVED

View Uploaded Photograph

Remark from Tehsildar

forwarded to sdm

forwarded to sdm

S.No. 1 15

2 15

11:40 AM 4/10/2017

CHAPTER-6.

Tehsildar Login Procedure

Various Operations which can be done by TEHSILDAR are discussed in this section.

- Approved application
- Pending application
- Final Approval

Home Page:

Board of Revenue

Hello, testtd
ऑनलाइन

डैशबोर्ड
आवेदन
उपयोगकर्ता

1 अनुमोदित आवेदन
और जानकारी

1 लंबित आवेदन
More info

0 अंतिम स्वीकृति
More info

Calendar
May 2017

Su	Mo	Tu	We	Th	Fr	Sa
	1	2	3	4	5	6
7	8	9	10	11	12	13
14	15	16	17	18	19	20
21	22	23	24	25	26	27
28	29	30	31			

Site Design and Hosted by NIC Uttarakhand © PERMISSION UNDER SECTION 143 ZA AND LR ACT

Approved application

Board of Revenue

Hello, testtd
ऑनलाइन

डैशबोर्ड

आवेदन

उपयोगकर्ता

testtd

मुखपृष्ठ > testtd अकाउंट

डैशबोर्ड

APPROVED APPLICATIONS

1

S.No.	Application Type	Application Number	Application Date	Sub Division
1	144	DEH004458440	2017-04-28 10:41:17.75	DEHRADUN

Application Details Submit

Pending application

Board of Revenue

Hello, testtd
ऑनलाइन

डैशबोर्ड

आवेदन

उपयोगकर्ता

testtd

मुखपृष्ठ > testtd अकाउंट

डैशबोर्ड

PENDING APPLICATIONS

1

S.No.	Application Type	Application Number	Application Date	Sub Division
1	154	DEH004684953	2017-05-03 11:31:05.321	DEHRADUN

Application Details Submit

CHAPTER-7.

Naib Tehsildar Login Procedure

Various Operations which can be done by Naib TEHSILDAR are discussed in this section.

- Pending Applications
- Final Approval

Home Page:

The screenshot shows a web browser window displaying the home page of the Board of Revenue. The browser address bar shows the URL: localhost:8080/landusedemo/NBTD/dispatcher.xhtml?jwax.faces.Token=1491803340523. The page features a dark sidebar on the left with the following menu items: 'Board of Revenue', 'Hello, testnbtd' (with a status indicator 'ऑनलाइन'), 'डैशबोर्ड', 'आवेदन', and 'उपयोगकर्ता'. The main content area contains two large cards: a blue card for 'लंबित आवेदन' (Pending Applications) with a count of 3, and a green card for 'अंतिम स्वीकृति' (Final Approval) with a count of 0. Both cards have a 'More info' link. A calendar widget for April 2017 is visible on the right side of the dashboard. The footer of the page states: 'Site Design and Hosted by NIC Uttarakhand © PERMISSION UNDER SECTION 143 ZA AND LR ACT'. The Windows taskbar at the bottom shows the system clock as 11:19 AM on 4/10/2017.

Pending Applications

The screenshot shows a web application interface for the Board of Revenue. The user is logged in as 'testnbtid'. The dashboard displays a table titled 'Applications Pending for Approval' with the following data:

S.No.	Application Type	Application Number	Application Date	Tehsil	Tehsildar Remark
1	154	DEH0048533308	2017-04-10 11:03:35.142	DEHRADUN	to nbtid
2	143	DEH0047507051	2017-04-10 11:02:15.07	DEHRADUN	forwarded to nbtid
3	154	DEH0044486723	2017-04-10 11:05:08.154	DEHRADUN	to nbtid

Below the table are buttons for 'Application Details' and 'Take Action'. The system clock shows 11:19 AM on 4/10/2017.

Final Approval

The screenshot shows the 'Final Approval' screen. A modal window titled 'Order Information' is open, displaying the following details:

Order Information

Pargana : asaa
Khata Number : 121
Khasra Number : 122
Total Area : 123.0 sq.ft
Conversion Area : 100.0 sq.ft
Status : APPROVED
Remark : sds

Applicant Address :
abc road , nic , Dehradun , ddn , 123123

Buttons: Download Order, Cancel, Ok

The background shows a table of applications with the following data:

S.No.	Application Type	Application Number
1	143	DEH0047535451
2	143	DEH0047752137
3	154	DEH0041798706
4	154	DEH0043005574
5	143	DEH0046303836
6	143	DEH0041571086

The system clock shows 5:24 PM on 4/5/2017.

Registrar Kanoongo Login Procedure

Various Operations which can be done by Registrar Kanoongo are discussed in this section.

- Approved application
- Pending application
- Final Approval

Home Page:

The screenshot shows the home page of the Registrar Kanoongo login system. The page features a dark sidebar on the left with the text "Board of Revenue" and a user profile section for "Hello, testrg" with a green online status indicator. The sidebar contains navigation links for "डैशबोर्ड", "आवेदन", and "उपयोगकर्ता". The main content area displays three summary cards: "अनुमोदित आवेदन" (Approved Applications) with a count of 0 and a "और जानकारी" (More info) link; "लंबित आवेदन" (Pending Applications) with a count of 0 and a "More info" link; and "अंतिम स्वीकृति" (Final Approval) with a count of 0 and a "More info" link. A calendar widget for May 2017 is visible in the bottom right corner, showing the date 11th as the current day. The footer contains the text "Site Design and Hosted by Uttarakhand © PERMISSION UNDER SECTION 143 ZA AND LR ACT".

Pending application

PERMISSION UNDER SECTI... x +

localhost:8080/landusedemo/RG/pendingapplication.xhtml?javax.faces.Token=1491803539684

Board of Revenue

Hello, testrg
 अनिलसहान

डैशबोर्ड

आवेदन

उपयोगकर्ता

डैशबोर्ड तहसीलदार

मुद्रण testrg अकाउंट

Applications Pending for Approval

S.No.	Application Type	Application Number	Application Date	Tehsil	Naib Tehsildar Remark
1	154	DEH0048533308	2017-04-10 11:03:35.142	DEHRADUN	to rg
2	143	DEH0047507051	2017-04-10 11:02:15.07	DEHRADUN	to rg
3	154	DEH0044486723	2017-04-10 11:05:08.154	DEHRADUN	to rg

Application Details Take Action

11:22 AM
4/10/2017

Final Approval

PERMISSION UNDER SECTI... x +

10.129.11.67:8080/landuse/RG/tehsildarapproval.xhtml?javax.faces.Token=1491392505480

Board of Revenue

Hello, testrg
 अनिलसहान

डैशबोर्ड तहसीलदार

मुद्रण testrg अकाउंट

S.No.	Application Type	Application Number
1	143	DEH0046303836
2	154	DEH0043005574
3	143	DEH0047535451

Order Information

Application type : 143
 Application Number : DEH0046303836
 Email_id : test.sdm@gmail.com
 Application Date : 2017-04-05 14:57:23.592
 District : Dehradun
 Tehsil : DEHRADUN
 Village : ddn
 Pargana : ddn
 Khata Number : 1230
 Khasra Number : 1110
 Total Area : 142.0 Hectare
 Conversion Area : 110.0 Hectare
 Status : APPROVED
 Remark : CXZ

[View Uploaded Photograph](#)

Applicant Address :
 abc road , nic , Dehradun , ddn , 231521

5:20 PM
4/5/2017

CHAPTER-9.

Lekhpal Login Procedure

Various Operations which can be done by Registrar Kanoongo are discussed in this section.

- Pending Applications
- Final Approval

Home Page:

The screenshot displays the home page of the Lekhpal Login system. The browser address bar shows the URL: `10.129.11.67:8080/landuse/LE/dispatcher.xhtml?javafx.faces.Token=1491392450531`. The page header includes the text "Board of Revenue" and a user profile for "testle". The main content area features two prominent cards: a blue card with "0 लंबित आवेदन" (0 Pending Applications) and a green card with "6 प्रसंकृत आवेदन" (6 Pending Applications). Both cards include a "More info" link. A sidebar on the left provides navigation options: "डैशबोर्ड", "आवेदन", and "उपयोगकर्ता". A calendar widget on the right shows the month of April 2017. The footer contains the text: "Site Design and Hosted by NIC Uttarakhand © PERMISSION UNDER SECTION 143 ZA AND LR ACT".

Pending Applications

PERMISSION UNDER SECTI... x +

10.129.11.67:8080/landuse/LE/pendingapplication.xhtml?javax.faces.Token=1491391739735

Board of Revenue

Hello, testle
ऑनलाइन

डैशबोर्ड

आवेदन <

उपयोगकर्ता <

testle

डैशबोर्ड

Application Waiting for Action

S.No.	Application Type	Application Number	Application Date	Tehsil	Registrar Kanoongo Remark
1	143	DEH0041571086	2017-04-05 15:49:26.401	DEHRADUN	wewe
2	143	DEH0043956646	2017-04-05 13:02:47.02	DEHRADUN	sdsdsd
3	154	DEH0043005574	2017-04-03 16:05:56.094	DEHRADUN	asda
4	154	DEH0046807767	2017-04-05 16:15:18.571	DEHRADUN	gdfd
5	143	DEH0046303836	2017-04-05 14:57:23.592	DEHRADUN	dsa
6	143	DEH0047535451	2017-04-05 15:06:55.369	DEHRADUN	asdc
7	143	DEH0047752137	2017-04-05 15:16:49.714	DEHRADUN	qwww

Application Details Disapprove Approve

5:07 PM
4/5/2017

Final Approval

Board of Revenue

Hello, testle
ऑनलाइन

डैशबोर्ड

testle

आवेदन <

उपयोगकर्ता <

Processing Details

Application No : DEH0048749129

Khasra No : 111

Khata No : 112

Action Date : 5/11/17

Upload Document (* Mandatory, Only PDF Files Allowed)

Remark : all documents are clear and updated

Upload Document : Select One

Action : Select One

- OFFICE REPORT*
- ROR*
- NAZLI NAKSHA*
- LAND PHOTOGRAPH*
- PHOTO ID

Close Save

Application Date Tehsil

2017-05-03 12:36:39.753	DEHRADUN
2017-05-03 12:43:41.227	DEHRADUN
2017-05-03 11:38:05.37	DEHRADUN

Submit Report

PERMISSION UNDER SECTION 140 ZA AND LRACT

3:07 PM

CHAPTER-10.

SRO Login Procedure

Operation which can be done by SRO is to maintain the record of approved application of Landuse Change Permission under 143 & 144 Acts.

SRO Home Page:

Hello, testsro
ऑनलाइन

डैशबोर्ड
आवेदन
उपयोगकर्ता

2
अनुमोदित आवेदन
और जानकारी

Calendar
May 2017

Su	Mo	Tu	We	Th	Fr	Sa
	1	2	3	4	5	6
7	8	9	10	11	12	13
14	15	16	17	18	19	20
21	22	23	24	25	26	27
28	29	30	31			

Site Design and Hosted by **NIC Uttarakhand** © Official website of PERMISSION UNDER SECTION 154 ZA AND LR ACT

Approved application

Order Information

District : Dehradun

Tehsil : DEHRADUN

Village : ddn

Pargana : ddn

Khata Number : 111

Khasra Number : 121

Total Area : 1230.0 Hectare

Conversion Area : 1000.0 Hectare

Remark : gggdg

Action Date : 2017-04-28

[View Uploaded Photograph](#)

[View Uploaded Documents](#)

Applicant Address :
abc road , nic , Dehradun , dehradun , 245110

Download Order

S.No.	Application Type	Application Number
1	143	DEH0044314
2	144	DEH0044584